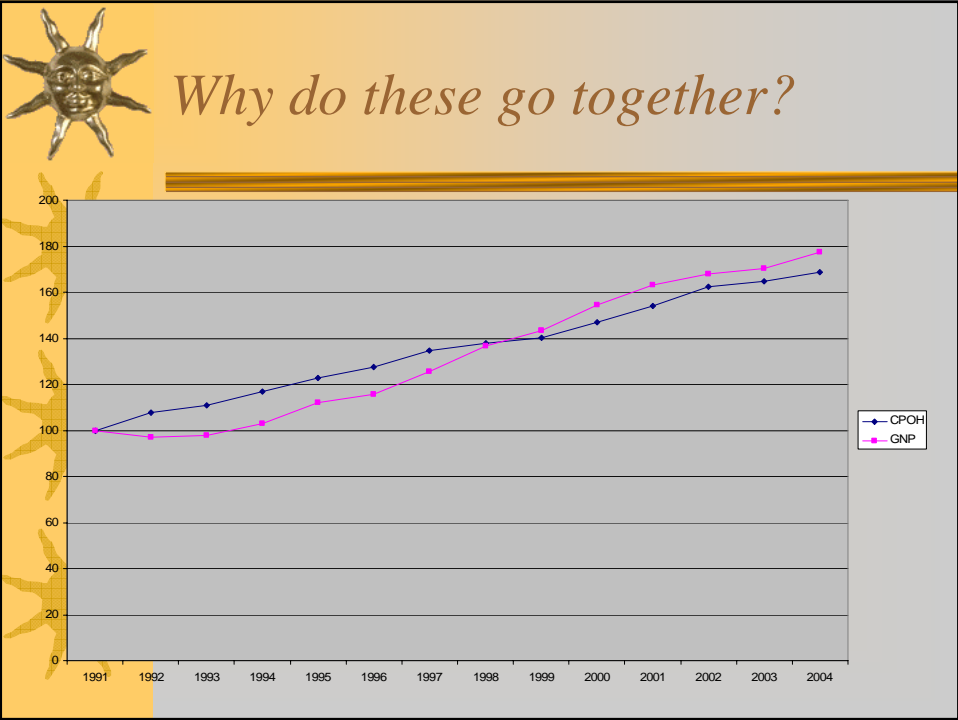


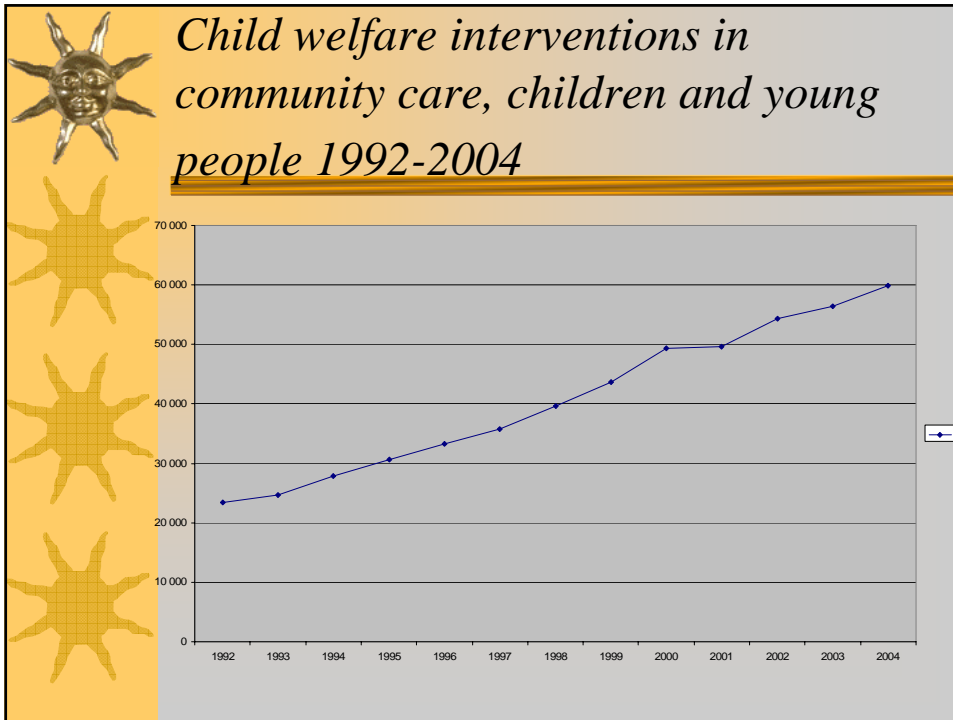



*Children placed outside
the home in Finland*

**FINAL CONFERENCE of the
WELLCHI NETWORK**

Barcelona, 8th- 10th February 2007

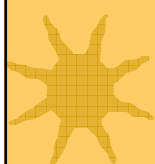
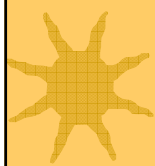
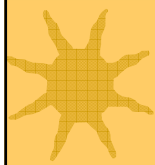




- 
- ### *Study questions*
- ★ Which factors are associated with the differences in the share of children placed outside the home between sub-regions?
 - ★ Which factors are associated with the differences in the rate of change in the share of children placed outside the home?



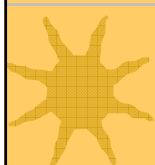
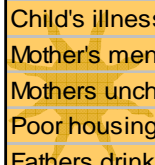
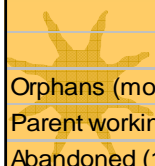
The Social Welfare Board is obliged to take a child into care (Section 16 of the Child Welfare Act):



- 1) if his health or development is seriously endangered by lack of care or other conditions at home, or if the child seriously endangers his health or development by the abuse of intoxicants, by committing an illegal act other than a minor offence, or by any other comparable behaviour,
- 2) if support interventions in community care are not appropriate or possible or have proved to be inadequate, and
- 3) if substitute care is considered to be in the best interests of the child.



Cause for long term placement into care in Helsinki in the 1950s




	%	Marriage	Illegitimate	Combined
Orphans (mother's death 15,	21,3	75	21	96
Parent working (20,7% m)	20,9	25	69	94
Abandoned (17,8% by m)	20,7	38	55	93
Child's illness	10,2	28	18	46
Mother's mental illness	5,2	12	11	23
Mothers unchastity	4,5	7	13	20
Poor housing	4,2	6	13	19
Fathers drinking problem	3,8	13	4	17




Cause for long term placement into care in Helsinki in the 1950s

Parents illness	3	11	3	14
Both parents with drinking pr	2,9	11	2	13
Mothers drinking problem	2,5	8	3	11
Parents imprinsonment	0,6	2	1	3
Difficulties in upbringing	0,2	1		1
Neglect	0			
Assault	0			
	100	237	213	450




Cause for child protection measures recorded in the decisions by administrative courts 1999-2004, %

	1999	2000	2001	2002	2003	2004
Parents drinking problem	35,2	40,3	46,8	41,6	36	36,6
Other cause (parent related)	16,7	15,6	10	12,1	13,9	16,5
Childs mental disorder/beha	11,9	8,6	13,8	18,6	18,6	16,2
Youths drinking problem	12,4	16,1	19,2	14,2	11,2	10
Parents mental illness	11	6,1	5,9	6	9,5	8,8
Cause not established	7,1	11,3	1	3,2	6,6	6,5
Sexual abuse	2,8	1	2,2	2,4	3,3	4,8
Other cause (child related)	3	1,2	0,7	1,6	0,8	0,6



Cause for child protection measures recorded in the decisions by ad courts, % -change 1999-2004

Childs mental disorder/beha	4,3
Sexual abuse	2
Parents drinking problem	1,4
Other cause (parent related)	-0,2
Parents mental illness	-2,2
Youths drinking problem	-2,4
Other cause (child related)	-2,4

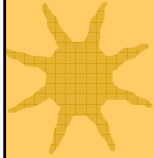


Cause for child protection measures in Tampere based on reports to officials in 2005

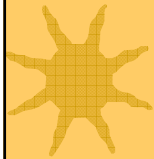
Parents drinking problem	25,2%	166
Domestic violence	17,1%	113
Other cause (child related)	16,8%	111
Other cause (parent related)	14,5%	96
Neglect	9,8%	65
Family problems	8,9%	59
Assault	7,6%	50
Combined	100,0%	660



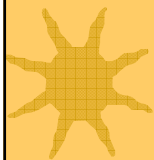
Risk factors for placement outside the home suggested by empirical research



★ Sweden: Mothers' psychiatric diagnosis (suicide attempt or substance abuse), long-term social assistance receipt, mothers' absence from paid work, single motherhood.



★ US: poverty, domestic violence, low maternal education, maternal depression.

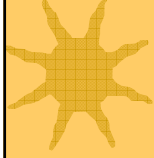


★ Finland & UK: single parenthood.

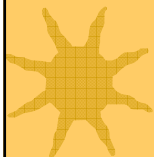
★ Greece: parents' own adverse life experiences, mental health problems, bad quality of relationship between spouses, parental neglect of the child's hygiene



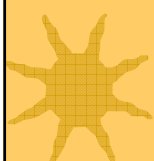
Risk factors for placement outside the home suggested by empirical research



★ Inconclusive evidence on alcohol abuse

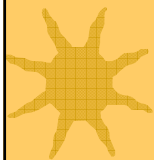
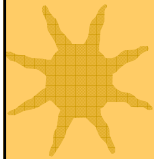
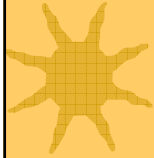


★ Parental alcohol abuse may increase a child's risk of physical or sexual abuse





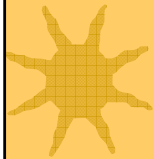
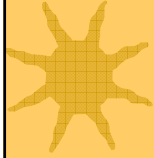
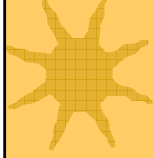
Study desing



- ★ The share of children placed outside the home of all children of the same age is compared with suggested risk factor indicators on sub-regional level (and municipal level).
- ★ The analysis is focused on a period between 1991 and 2004 (min 0%, max 1,5%, standard deviation 0,3).



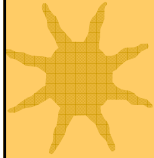
Data



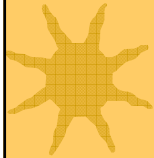
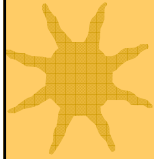
- ★ Information on placements outside the home is derived from Register of Child Welfare
- ★ The variables are derived from the SOTKANet Indicator Bank (www.sotkanet.fi) which contains a range of indicator groups on welfare and health



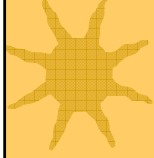
Areas of risk factors



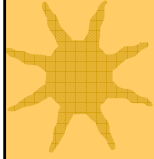
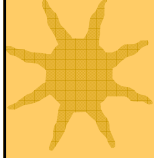
- ★ Parents alcohol and substance abuse (8 indicators)
- ★ Family structure and welfare (4 indicators)
- ★ Violence (1 indicator)
- ★ Poverty (7 indicators)
- ★ Parents mental health (8 indicators)
- ★ Child related factors (5 indicators)
- ★ Abortions (4 indicators)




Methods




- ★ The method of analysis for factors related to child placement outside the home is correlation.
- ★ A modification of standard variance analysis (Anova-test) is used to study the increase in the number of children placed outside the home.
- ★ Sensitivity analysis with data on all municipalities and 102 largest municipalities






Factors related to risk of placement into custody or outside the home, Correlation coefficient

	Children in custody	Children pk outside the
Alcohol and substance abuse		
Sale of alcoholic beverages per capita, as litres of pure alcohol (714) 1991-2004	0,403	0,434
Housing services for substance abusers, clients per 1000 inhabitants (1272) 1997-2004	0,307	0,313
Community-based services for substance abusers, clients per 1000 inhabitants (1272) 1997-2004	0,356	0,403
Institutions for substance abusers, clients per 1000 inhabitants (1270) 1997-2004	0,421	0,443
Net expenditure on care and services for substance abusers, euro per capita (1273) 1997-2004	0,472	0,536
Diseases related to substance abuse in those aged 15-24, periods of care per 1000 inhabitants (1274) 1997-2004	0,185	0,177
Hospital and health-centre inpatient care for substance abuse, patients per 1000 inhabitants (1275) 1997-2004	0,243	0,207
Hospital and health-centre inpatient care for substance abuse, female patients aged 15-24 (1276) 1997-2004	0,345	0,341




Factors related to risk of placement into custody or outside the home, Correlation coefficient


	Children in custody	Children pk outside the
Family structure and welfare		
Children receiving maintenance allowance, as % of population aged 0-14 (73) 1992-2004	0,611	0,646
Single parent families, as % of all families with children (74) 1992-2004	0,604	0,659
Divorces among those aged 25-64 per 1000 married persons of same age (75) 1992-2004	0,568	0,613
Child guidance and family counselling, clients during year per 1000 per 1000 (76) 1992-2004	0,245	0,231

 *Factors related to risk of placement into custody or outside the home, Correlation coefficient*

Violence			
Violent offences recorded by the police per 1000 inhabitants (188) 199	0,442	0,513	


 *Factors related to risk of placement into custody or outside the home, Correlation coefficient*

Poverty			
Social assistance, recipient families with children, as % of all families v	0,231	0,250	
Long-term social assistance recipients aged 25-64, as % of total popu	0,506	0,539	
Long-term social assistance recipients aged 18-24, as % of total popu	0,510	0,522	
Households with children living in overcrowded conditions, as % of all h	-0,143	-0,195	
Long-term unemployed, as % of unemployed population (326) 1991-20	0,301	0,343	
Unemployed people, as % of labour force (181) 1991-2004	0,096	0,084	
Unemployed young people, as % of labour force aged 15-24 (189) 199	-0,047	-0,084	



Factors related to risk of placement into custody or outside the home, Correlation coefficient

Mental health			
Care days in psychiatric inpatient care per 1000 inhabitants (1263) 1994	-0,150	-0,136	
Patients in psychiatric inpatient care per 1000 inhabitants (1264) 1994	0,253	0,298	
Periods of care in psychiatric inpatient care per 1000 inhabitants (1264) 1994	0,182	0,221	
Female patients in psychiatric inpatient care per 1000 inhabitants (1264) 1994	0,261	0,299	
Female entitled to special refunds on medicines for hypertension in those aged 20-64	-0,031	-0,093	
Female entitled to special refunds on medicines for psychosis in those aged 20-64	0,161	0,130	
Reimbursement for depression medicines in those women aged 20-64	0,403	0,409	
Reimbursement for depression medicines in those men aged 20-64	0,404	0,394	



Factors related to risk of placement into custody or outside the home, Correlation coefficient

Child related factors			
Hospital and health-centre inpatient care for substance abuse, patients aged 0-17 per 1000 persons aged 0-17	0,167	0,161	
Hospital care for mental disorders, recipients aged 0-17 per 1000 persons aged 0-17	0,301	0,338	
School-health-care visits in primary health care per 1000 persons aged 0-17	0,134	0,131	
Hospital and health-centre inpatient care for substance abuse, patients aged 0-17 per 1000 persons aged 0-17	0,167	0,161	
Hospital care for mental disorders, recipients aged 0-17 per 1000 persons aged 0-17	0,301	0,338	



Factors related to risk of placement into custody or outside the home, Correlation coefficient

Abortions			
Induced abortions among women aged 15-49 per 1000 women of sam	0,285		0,324
Induced abortions among women aged under 25 years per 1000 wom	0,300		0,337
Lagged 3 years: Induced abortions among women aged 15-49 per 100	0,283		0,332
Lagged 3 years: Induced abortions among w aged under 25 years per	0,283		0,303




Summary I

The share of children placed outside the home is higher where more alcohol is consumed and abused. Unlike in the U.S. risk of child placed outside the home is clearly associated with alcohol abuse in Finland.


Relationship between single parenthood and child placement outside the home got strongest empirical support.

Some evidence was also found to the link between children's mental health problems and the share of children placed outside the home.




Factors related to an increase in the risk of placement outside the home

Alcohol related factors, average change in sub-regio	Average change in sub-regio			Sig
	Low	Midium	High inc	
Sale of alcoholic beverages per capita, as litres of pure alcohol	0,294	0,317	0,365	
102 largest municipalities	0,283	0,329	,0,338	
Housing services for substance abusers, clients per 1000 inhabitants	0,189	0,304	0,30	*
Community-based services for substance abusers, clients per 1000 inhabitants	0,267	0,243	0,26	
Institutions for substance abusers, clients per 1000 inhabitants	0,208	0,315	0,265	
Net expenditure on care and services for substance abusers, per 1000 inhabitants	0,317	0,326	0,324	




Factors related to an increase in the risk of placement outside the home

Family structure related factors	L	M	H
Children receiving maintenance allowance, as % of population	0,281	0,313	0,38
102 largest municipalities	0,244	0,322	0,395
Single parent families, as % of all families with children (74)	0,296	0,328	0,346
Divorces among those aged 25-64 per 1000 married persons	0,346	0,296	0,326




Factors related to an increase in the risk of placement outside the home

Violence related factors	L	M	H
Violent offences recorded by the police per 1000 inhabitants (0,282	0,346	0,339
102 largest municipalities	0,227	0,338	0,391 *




Factors related to an increase in the risk of placement outside the home




Poverty	L	M	H
Social assistance, recipient families with children, as % of all	0,288	0,278	0,413 **
Long-term social assistance recipients aged 25-64, as % of t	0,242	0,319	0,417 ***
102 largest municipalities	0,282	0,270	0,427 *
Long-term unemployed, as % of unemployed population (326)	0,32	0,311	0,343
102 largest municipalities	0,29	0,298	0,375




Factors related to an increase in the risk of placement outside the home





Mental health	L	M	H
Reimbursement for depression medicines for those women aged 20-64, as % of total population of same age (689) 1994-2004	0,280	0,259	0,229






Factors related to an increase in the risk of placement outside the home






Child related factors	L	M	H
Hospital care for mental disorders, recipients aged 0-17 per 1	0,232	0,239	0,308






Factors related to an increase in the risk of placement outside the home

Abortions	L	M	H
Induced abortions among women aged 15-49 per 1000 women	0,354	0,354	0,25 *
102 largest municipalities	0,315	0,320	0,314
175 municipalities	0,393	0,310	0,359
Induced abortions among women aged under 25 years per 1000 women	0,371	0,306	0,287

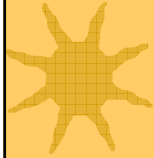
Summary II

- ★ Increase in the share of children placed outside the home was most clearly related to increase in long-term social assistance receipt.

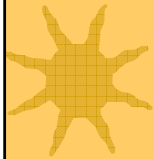







Conclusions



★ Fruits of the economic success unevenly distributed in Finland



★ Poverty more urgent problem



★ Less support for the poor – more children placed outside the home